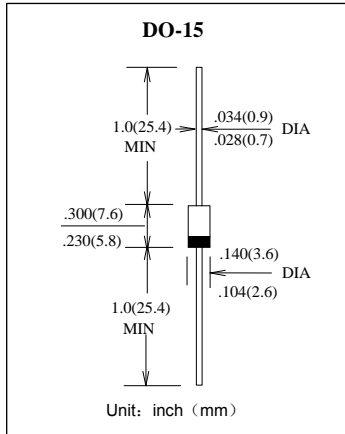


## 塑封肖特基二极管

PLASTIC SCHOTTKY  
BARRIER RECTIFIER

## 特征 Features

- 大电流承受能力。High Current Capability
- 正向压降低。Low Forward Voltage Drop
- 高温焊接保证 High temperature soldering guaranteed:  
260°C/10 秒, 0.375" (9.5mm) 引线长度。  
260°C/10 seconds, 0.375" (9.5mm) lead length,
- 引线可承受5 磅 (2.3kg) 拉力。5 lbs. (2.3kg) tension
- 引线 and 管体皆符合RoHS标准。  
Lead and body according with RoHS standard

## 机械数据 Mechanical Data

- 端子: 镀锡轴向引线 Terminals: Plated axial leads
- 极性: 色环端为负极 Polarity: Color band denotes cathode end
- 安装位置: 任意 Mounting Position: Any

## 极限值和电参数 TA = 25°C 除非另有规定。

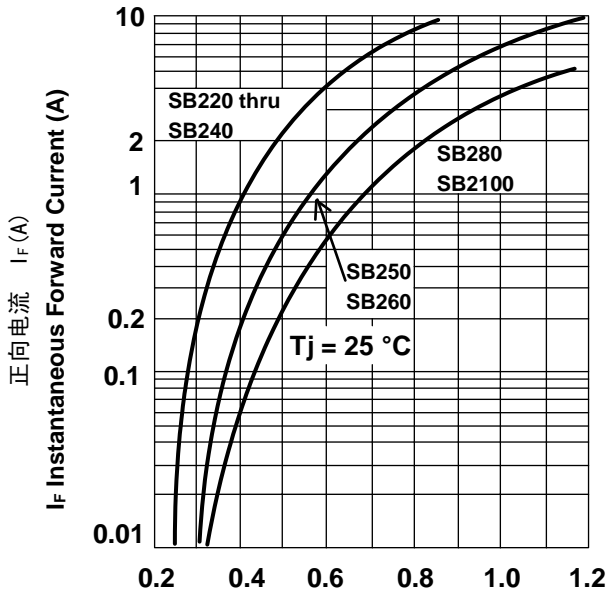
## Maximum Ratings &amp; Electrical Characteristics Ratings at 25°C ambient temperature unless otherwise specified.

	符号 Symbols	SB 220	SB 230	SB 240	SB 250	SB 260	SB 280	SB 2100	单位 Unit
最大峰值反向电压 Maximum repetitive peak reverse voltage	$V_{RRM}$	20	30	40	50	60	80	100	V
最大反向有效值电压 Maximum RMS voltage	$V_{R(RMS)}$	14	21	28	35	42	56	70	V
最大直流阻断电压 Maximum DC blocking voltage	$V_{DC}$	20	30	40	50	60	80	100	V
最大正向平均整流电流 Maximum average forward rectified current	$I_{FM}$	2.0							A
最大正向电压降 IF = 2.0A Maximum forward voltage	$V_F$	0.5		0.7		0.85		V	
正向峰值浪涌电流 8.3ms 单一正弦半波 Peak forward surge current 8.3 ms single half sine-wave	$I_{FSM}$	50							A
最大反向漏电流 TA = 25°C Maximum reverse current TA = 100°C	$I_R$	0.5				10			mA
典型热阻 Typical thermal resistance	$R_{\theta JA}$	45							°C/W
典型结电容 VR = 4.0V f = 1.0MHz Type junction capacitance	$C_j$	120			90		80		pF
工作温度和存储温度 Operating junction and storage temperature range	$T_j, T_{STG}$	-55 --- +150							°C

特性曲线 Characteristic Curves

正向特性曲线 (典型值)

TYPICAL FORWARD CHARACTERISTIC

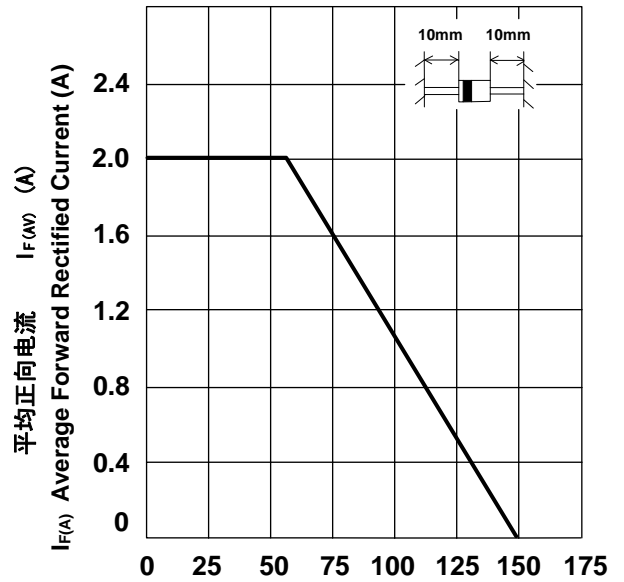


正向电压  $V_F$  (V)

$V_F$  Instantaneous Forward Voltage (V)

正向电流降额曲线

FORWARD CURRENT DERATING CURVE

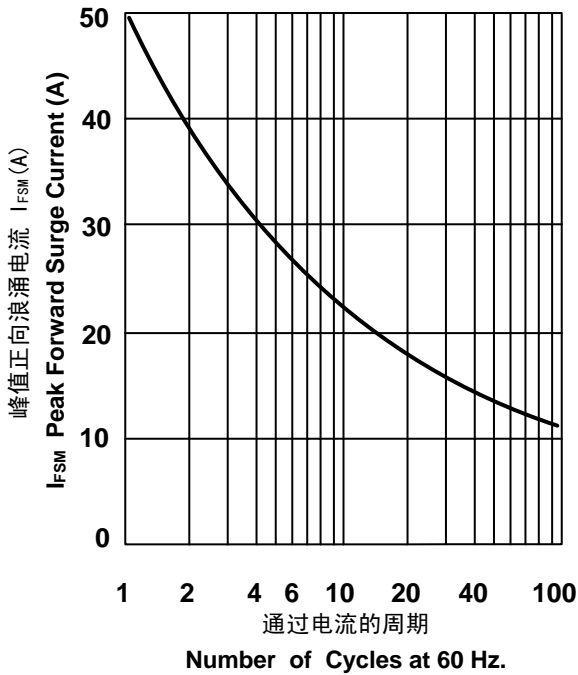


环境温度  $T_a$  (°C)

$T_{amb}$ , ambient temperature (°C)

浪涌特性曲线 (最大值)

MAXIMUM NON REPETITIVE PEAK FORWARD SURGE CURRENT



通过电流的周期

Number of Cycles at 60 Hz.